



## Pressure transmitter for general applications, 0 - 25 bar

- Piezoresistive or thin film sensor element
- Available with flush diaphragm standard or acc. to EHEDG
- Housing and wetted parts in corrosion-resistant stainless steel
- Standard signal 4...20 mA for connection to automation-systems
- Plug for quick installation and service

Type 8323 can be combined with...



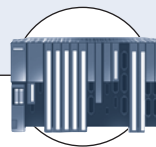
**Type 8624-2**  
PI controller



**Type 2712 (1067)**  
Control valve with SideControl



**Type 0911**  
Process indicator



**PLC**

This pressure transmitter is designed to cover the majority of industrial applications in the field of industrial pressure measurement technology. High accuracy, compact design, robust construction and flexibility make this instrument universal and suitable for different measurement functions. For technical reasons piezoresistive sensor element is used for measuring ranges up to 16 bar and thin film sensor element for the measuring range of 25 bar. Wetted parts are made of stainless steel and completely welded. Internal seal elements, which could restrict the choice of measuring materials, are excluded.

### General data

<b>Compatibility</b> Standard version Flush Diaphragm version	Any pipe with sensor connection G 1/2" A according to DIN 16288, G 1" B with O-ring (range up to 1.6 bar) G 1/2" B with O-ring (range > 1.6 bar) G 1" B for EHEDG (all ranges) (Weld-on socket with connection G1/2"B, G1"B)
<b>Materials</b> Housing Wetted parts Standard version Flush Diaphragm version Internal transmitting liquid	Stainless steel 1.4301  Stainless steel 1.4571 (and 1.4542 with 25 bar) Stainless steel 1.4571, FKM seal Synthetic Oil (only for pressure range up to 16 bar or flush diaphragm units)
<b>Electrical connections</b>	4 pin cable plug acc. to EN 175301-803
<b>Measuring range</b> (Pressure reference = relative pressure [atmospheric])	0 up to 0.1; 0.16; 0.25; 0.4; 0.6; 1.0; 1.6; 2.5; 4.0; 6.0; 10.0; 16.0 or 25.0 bar (in PSI on request)
<b>Measuring element</b>	piezo ( $\leq 16$ bar) / thin film (25 bar)
<b>Fluid temperature</b> Standard version Flush Diaphragm stand. vers. Flush Diaphragm EHEDG vers.	-20 up to +100°C -30 up to +100°C -20 up to +150°C
<b>Compensated T° range</b>	0 up to +80°C
<b>Temperature coefficient</b> Average Tc of zero Standard version Flush Diaphragm version Average Tc of Span	in compensated T° range  $\leq 0.2\%$ of F.S.* / 10K $\leq -0.2...+0.3\%$ of F.S.* / 10K $\leq 0.2\%$ of F.S.* / 10K
<b>Accuracy</b>	$\leq 0.5\%$ of F.S.* (2-point calibration) <sup>1)</sup> $\leq 0.25\%$ of F.S.* (Best fit calibration, BFSL) <sup>1)</sup>
<b>Hysteresis</b>	$\leq 0.1\%$ of F.S.*
<b>Repeatability</b>	$\leq 0.05\%$ of F.S.*
<b>1-year stability</b>	$\leq 0.2\%$ of F.S.* (at reference conditions)

<sup>1)</sup> Calibrated in vertical mounting position with pressure connection bottom

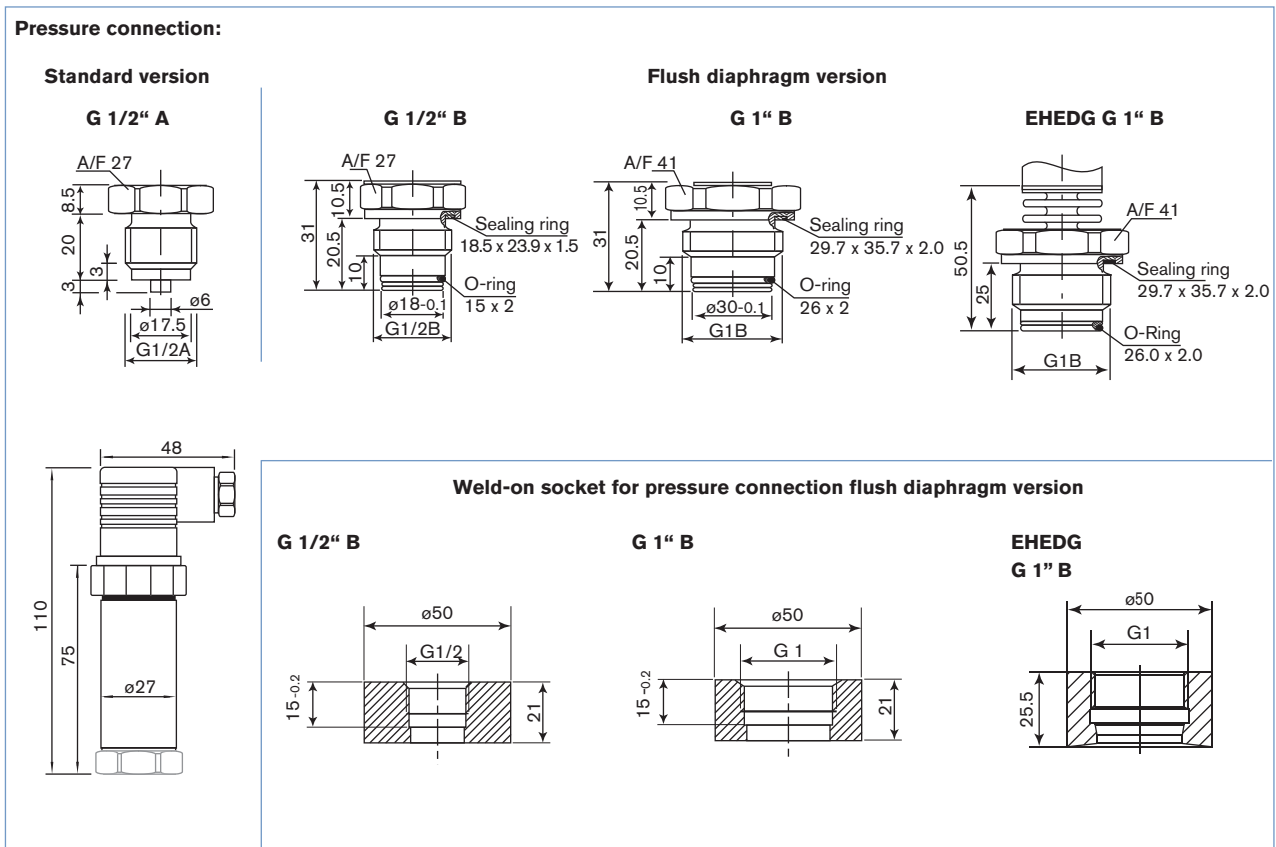
\* F.S.=Full scale

Electrical data -	
Power supply [V+]	10 -30 V DC
Reversed polarity of DC	Protected
Overvoltage protection	Yes
Short circuit protection	Yes
Output	Standard 4-20 mA signal, 2 wires
Load in $\Omega$	$\leq (V+ [V] - 10 [V]) / 0.02 [A]$
Adjustability: Zero / span	$\pm 10\%$
Response time	$\leq 1$ ms

Environment	
<b>Ambient temperature</b>	
Standard version	-20 up to +80°C
Flush Diaphragm stand. vers.	-20 up to +80°C
Flush Diaphragm EHEDG vers.	-20 up to +80°C
<b>Storage temperature</b>	
Standard version	-40 up to +100°C
Flush Diaphragm stand. vers.	-40 up to +100°C
Flush Diaphragm EHEDG vers.	-20 up to +100°C

Standards and approvals	
<b>Protection class</b>	IP65 with cable plug EN175301-803 mounted and tightened
<b>Standard:</b>	
EMC	EN 50081-1, 50081-2, 50082-2
Shock resistance	IEC 770, 1000g (mechanical shock)
Vibration resistance	IEC 770, 2g (vibration under resonance)

## Dimensions



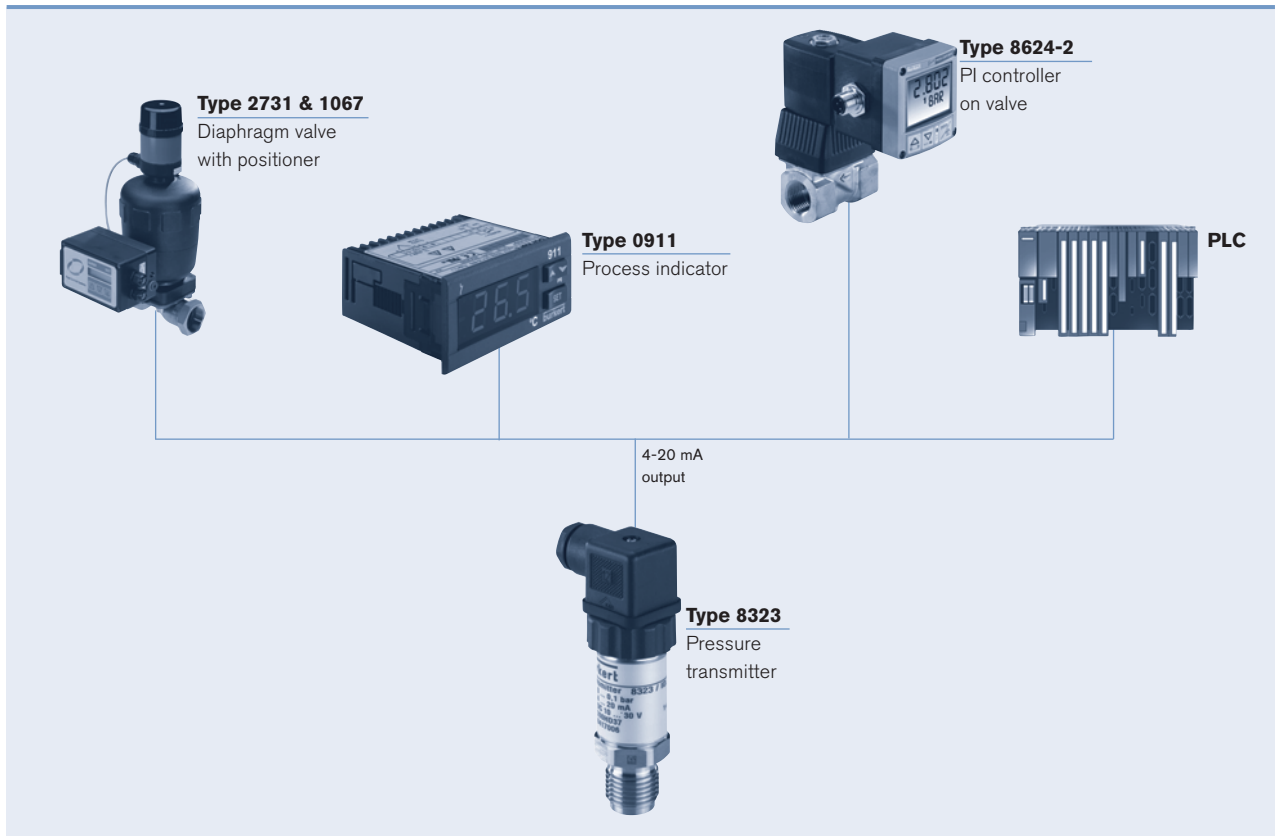
## Ordering chart for Type 8323 (other versions on request)

Pressure range [bar]	Pressure max. [bar]	Bursting pressure [bar]	Power supply	Output signal	Standard	Item no.		
						Flush diaphragm standard G 1/2" B	Flush diaphragm standard G 1" B	Flush diaphragm EHEDG 1" B
0 - 0.10	1	2	10 - 30 V DC	4...20 mA	417 692	-	552 063	551 803
0 - 0.16	1.5	2	10 - 30 V DC	4...20 mA	417 693	-	552 064	-
0 - 0.25	2	2	10 - 30 V DC	4...20 mA	417 694	-	-	-
0 - 0.40	2	2	10 - 30 V DC	4...20 mA	417 695	-	552 065	551 675
0 - 0.60	4	4	10 - 30 V DC	4...20 mA	417 696	-	-	551 676
0 - 1.00	5	5	10 - 30 V DC	4...20 mA	417 697	-	552 066	551 677
0 - 1.60	10	10	10 - 30 V DC	4...20 mA	417 698	-	-	551 678
0 - 2.50	10	10	10 - 30 V DC	4...20 mA	417 699	-	-	551 679
0 - 4.00	17	17	10 - 30 V DC	4...20 mA	417 700	-	-	-
0 - 6.00	35	35	10 - 30 V DC	4...20 mA	417 701	552 067	-	-
0 - 10.0	35	35	10 - 30 V DC	4...20 mA	417 702	552 068	-	551 684
0 - 16.0	80	80	10 - 30 V DC	4...20 mA	417 703	552 069	-	-
0 - 25.0	50	250	10 - 30 V DC	4...20 mA	417 704	-	-	-

## Ordering chart for accessories (to be ordered separately)

Description	Item no.
Weld-on socket for flush diaphragm standard version G 1/2"	443 295
Weld-on socket for flush diaphragm standard version G 1"	444 137
Weld-on socket for flush diaphragm EHEDG version G 1"	443 296

## Interconnection possibilities with other Bürkert products



To find your nearest Bürkert facility, click on the orange box →

[www.burkert.com](http://www.burkert.com)In case of special application conditions,  
please consult for advice.We reserve the right to make technical  
changes without notice.

0712/5\_EU-en\_00891809